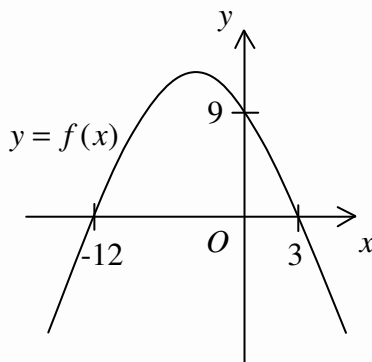




PERFECT MCQ MATHEMAGIC BOOK

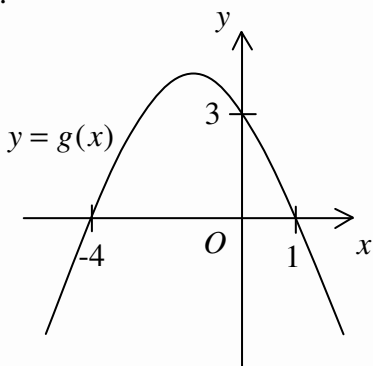
29.



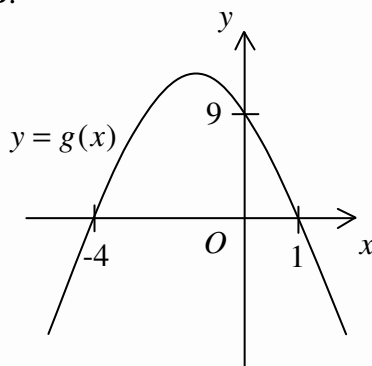
The figure above shows the graph of $y = f(x)$. If $g(x) = f\left(\frac{x}{3}\right)$, which of the following may represent the graph of $y = g(x)$?

[上圖所示為 $y = f(x)$ 的圖像。若 $g(x) = f\left(\frac{x}{3}\right)$ ，則下列何者可表示 $y = g(x)$ 的圖像？]

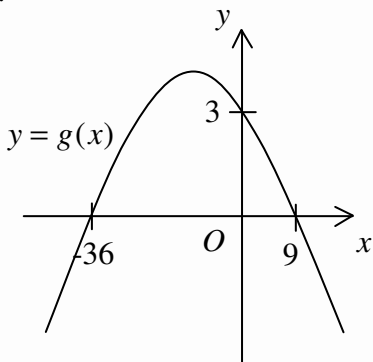
A.



B.



C.



D.

